

# CDS INFOLINE

February 2023



Central Depository Systems (Pvt) Limited

Convenient | Dedicated | Secure

## Central Depository Systems (Pvt) Ltd of Sri Lanka (CDS)

(A fully owned subsidiary of Colombo Stock  
Exchange)


Phone: +94 11 2 356 456

Fax: +94 11 2 440 396

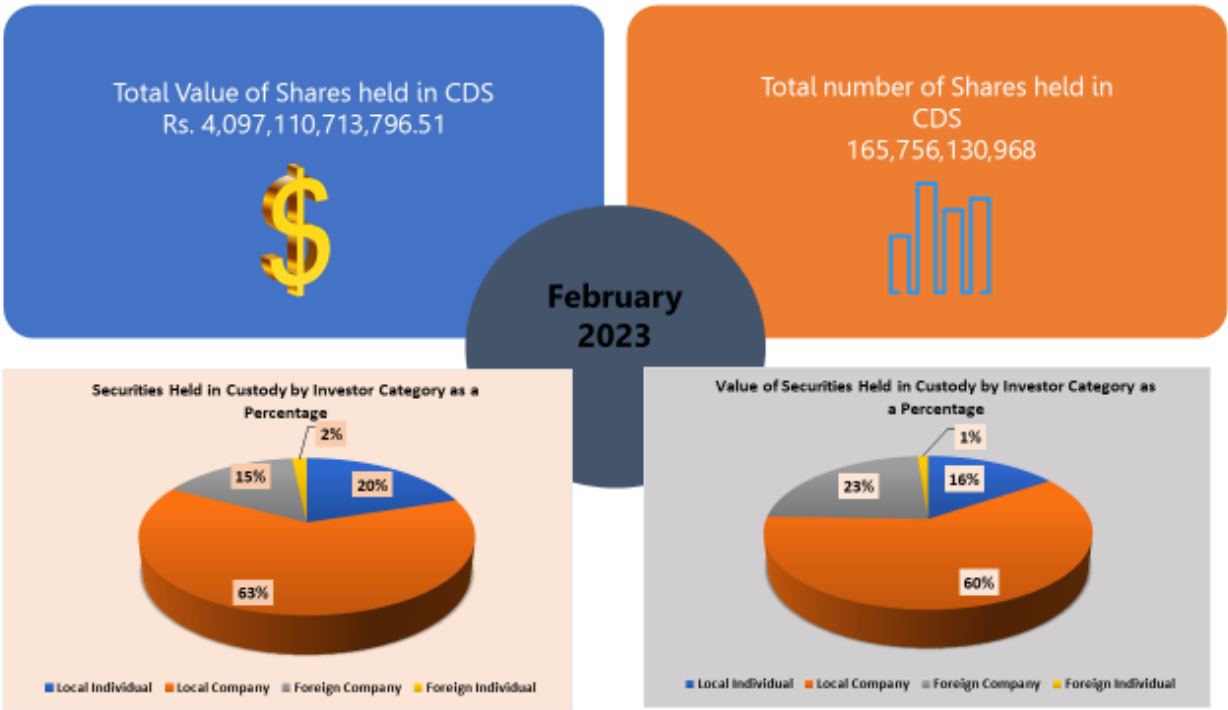
Email: [cdsinfo@cse.lk](mailto:cdsinfo@cse.lk)

Website: [www.cds.lk](http://www.cds.lk)

# Mobile App Activities



# Shares Held in CDS



Operational Activities

Major Operations	Feb-23	Jan-23	Dec-22	Nov-22	Oct-22	Sep-22	Feb-22
New Accounts (No.)	1,079	1,213	1,089	1,464	1,305	1,711	3,362
Deposits (No.)	*3,201	473	4,653	16,603	338	29,961	23,000
Withdrawals (No.)	0	0	0	0	0	0	0
Transfers (No.)	2,134	1,660	2,431	2,864	1,600	1,754	3,214
Trades (No.) - Equity	314,245	381,483	347,490	338,209	426,457	763,750	819,556
Trades (No.)-Closed End Funds	0	0	0	0	0	0	0
Market Days (No.)	20	20	20	21	19	22	18
Listed Companies (No.)	289	290	290	292	292	294	298
Participants (No.)	46	46	45	45	45	45	44

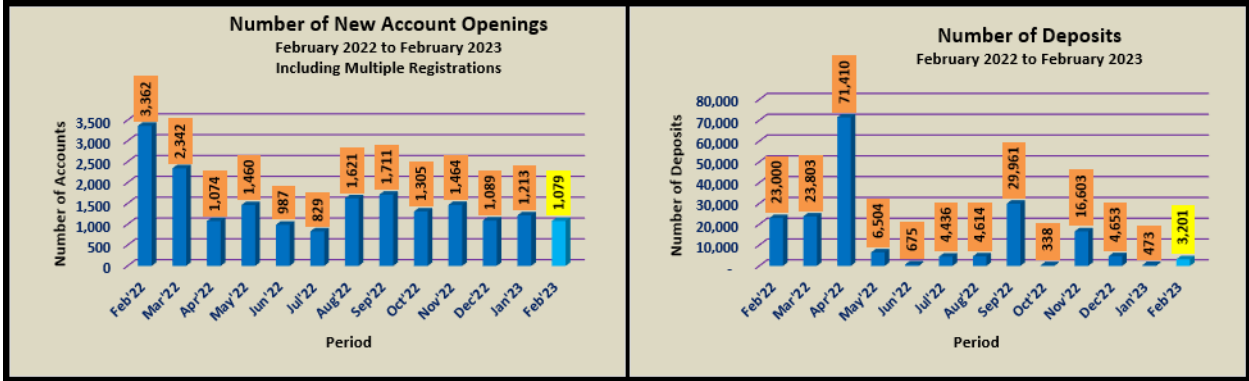
\*Deposits in February 2023 include 3,006 direct deposits made due to Subdivisions, Right Issues, Initial public Offers and Capitalization of Reserves.

e-Services Enrollment	As of 28 <sup>th</sup> Feb, 2023	February 2023	As of 31 <sup>st</sup> Jan, 2023
SMS	64,353	836	63,517
e-Statements	101,647	934	100,713

Comparative analysis on monthly basis as a percentage (%) compared to previous month

	Feb 23	Jan 23	Dec 22	Nov 22	Oct 22
New Accounts (No.)	-11.05	11.39	-25.61	12.18	-23.73
Deposits (No.)	576.74	-89.83	-71.97	4,812.13	-98.87
Trades (No.) - Equity	-17.63	9.78	2.74	-20.69	-44.16

Annual Comparison	CUMALATIVE JAN-FEB	
	2023	2022
New Accounts (No.)	2,292	10,388
Deposits (No.)	3,674	40,757
Withdrawals (No.)	0	0
Transfers (No.)	3,794	6,255
Trades (No.) - Equity	695,728	1,939,635
Trades (No.)-Closed End Funds	0	0



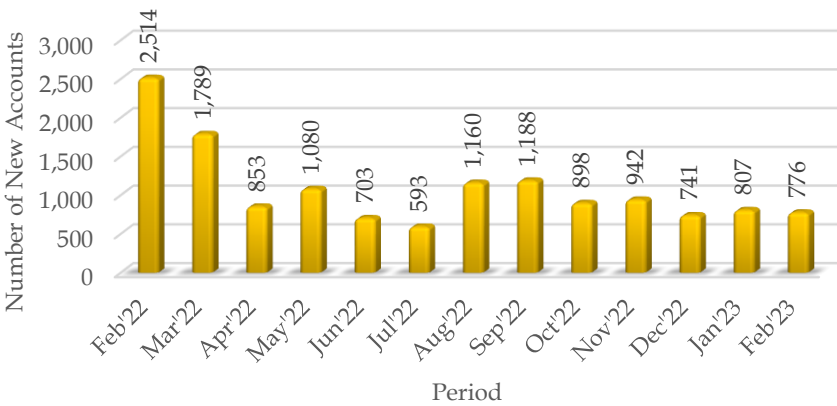
Number of CDS Accounts by Investor Category

	Feb-23	Jan-23	Dec-22	Nov-22	Oct-22	Sep-22	Feb-22
Local Individuals (No.)	671,316	670,570	669,790	669,080	668,193	667,318	660,297
Foreign Individuals (No.)	4,977	4,973	4,967	4,965	4,959	4,958	4,913
Local Companies (No.)	12,814	12,784	12,757	12,726	12,671	12,648	12,303
Foreign Companies (No.)	5,861	5,855	5,843	5,836	5,832	5,827	5,788
Total Excluding Multiple Registrations	694,968	694,182	693,357	692,607	691,655	690,751	683,301
Total De-Mat Accounts Including Multiple Registrations	916,617	915,538	914,325	913,236	911,772	910,467	900,443

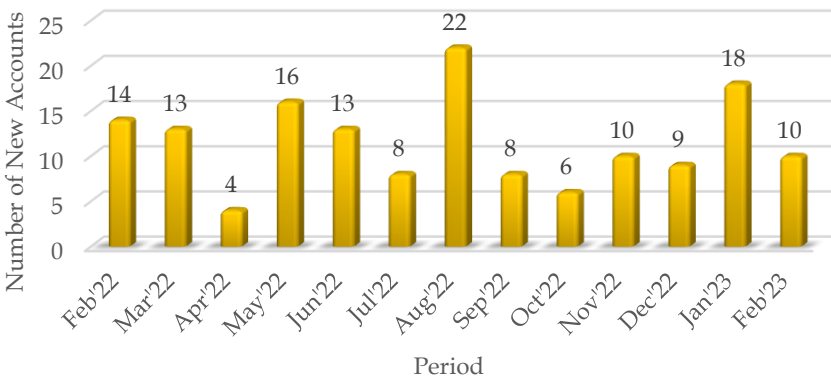
De-Mat Account Categories as a Percentage against Total Registrations Excluding Multiple Registrations (%)

	Feb-23	Jan-23	Dec-22	Nov-22	Oct-22	Sep-22	Feb-22
Local Individuals (No.)	96.60	96.60	96.60	96.60	96.61	96.61	96.63
Foreign Individuals (No.)	0.72	0.72	0.72	0.72	0.72	0.72	0.72
Local Companies (No.)	1.84	1.84	1.84	1.84	1.83	1.83	1.80
Foreign Companies (No.)	0.84	0.84	0.84	0.84	0.84	0.84	0.85
Total Excluding Multiple Registrations	100.00	100.00	100.00	100.00	100.00	100.00	100.00

Number of New Accounts - Local  
February 2022 to February 2023  
Excluding Multiple Registrations



Number of New Accounts - Foreign  
February 2022 to February 2023  
Excluding Multiple Registrations



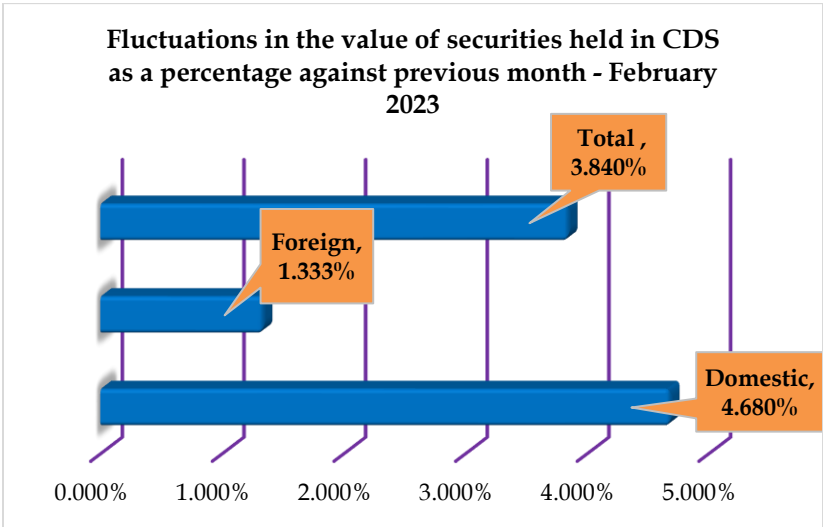
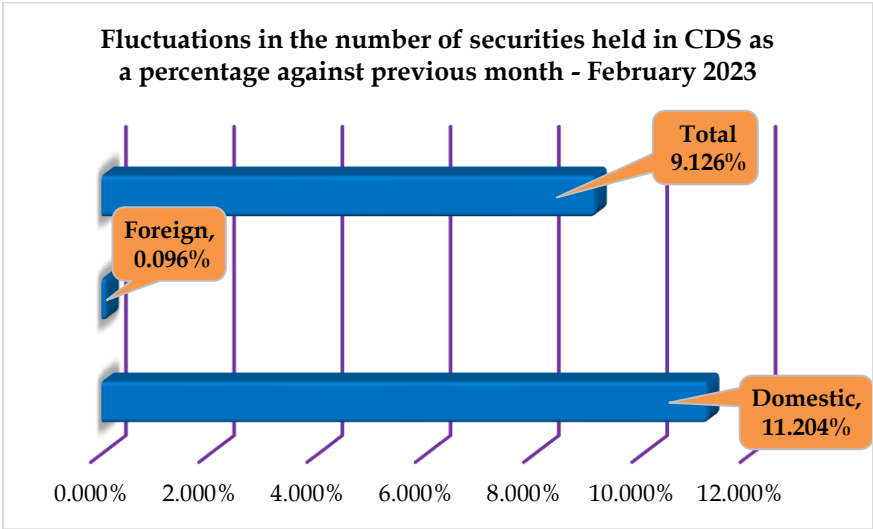
Value & Quantity of the Securities held in the CDS

Securities Held in Custody (Nos.)	Feb-23	Jan-23	Dec-22	Nov-22	Feb-22
Domestic	137,314,339,520	123,479,249,550	123,195,465,767	123,199,895,960	111,057,641,546
Foreign	28,441,791,448	28,414,533,664	28,320,981,952	28,227,751,233	26,894,365,721
Total	165,756,130,968	151,893,783,214	151,516,447,719	151,427,647,193	137,952,007,267

Comparative Analysis on Fluctuations (Change)	Feb-23	Jan-23	Dec-22
Domestic	11.204%	0.230%	-0.004%
Foreign	0.096%	0.330%	0.330%
Total	9.126%	0.249%	Dec-22

Securities Held in Custody (Rs.)	Feb-23	Jan-23	Dec-22	Nov-22	Feb-22
Domestic	3,094,614,743,957	2,956,272,053,084	2,953,404,407,503	2,989,087,903,333	4,089,415,912,123
Foreign	1,002,495,969,840	989,311,334,064	964,941,764,676	966,999,973,431	1,188,947,769,688
Total	4,097,110,713,797	3,945,583,387,148	3,918,346,172,179	3,956,087,876,763	5,278,363,681,811

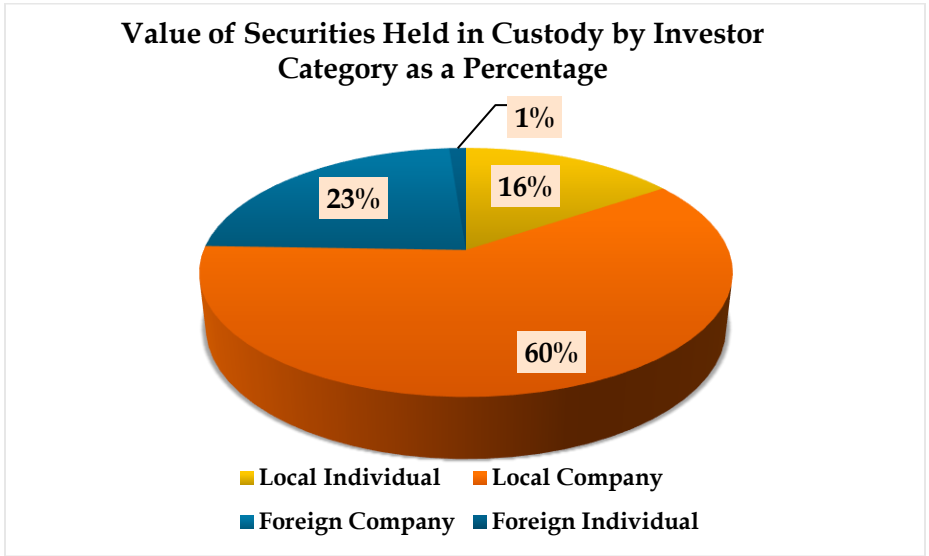
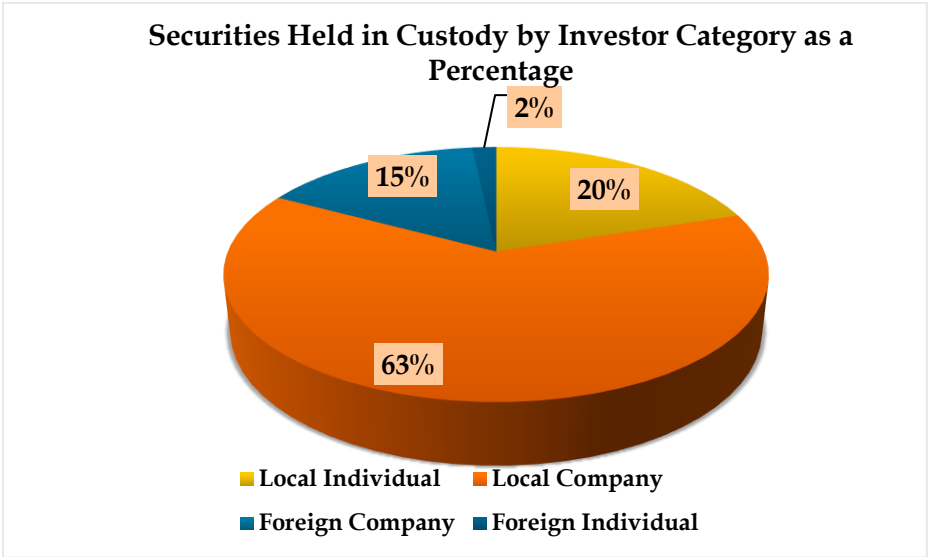
Comparative Analysis on Fluctuations (Change)	Feb-23	Jan-23	Dec-22
Domestic	4.680%	0.097%	-1.194%
Foreign	1.333%	2.525%	-0.213%
Total	3.840%	0.695%	-0.954%



Value & Quantity of the Securities held in the CDS by Investor Category  
February 2023

Investor Category	Equity Holding	Corporate Debt Holding	Total Holding
Local Individual	32,859,490,649	292,395,967	33,151,886,616
Local Company	101,687,877,598	2,474,575,306	104,162,452,904
Foreign Company	25,638,581,739	180,100	25,638,761,839
Foreign Individual	2,798,829,896	4,199,713	2,803,029,609
Total	162,984,779,882	2,771,351,086	165,756,130,968

Investor Category	Equity Value	Corporate Debt Value	Total Value
Local Individual	605,707,652,731.05	28,977,316,563.90	634,684,969,294.95
Local Company	2,218,207,864,145.20	241,721,910,516.66	2,459,929,774,661.86
Foreign Company	952,931,911,975.80	18,010,000.00	952,949,921,975.80
Foreign Individual	49,109,352,713.35	436,695,150.55	49,546,047,863.90
Total	3,825,956,781,565.40	271,153,932,231.11	4,097,110,713,796.51

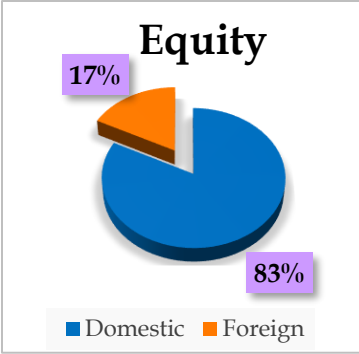
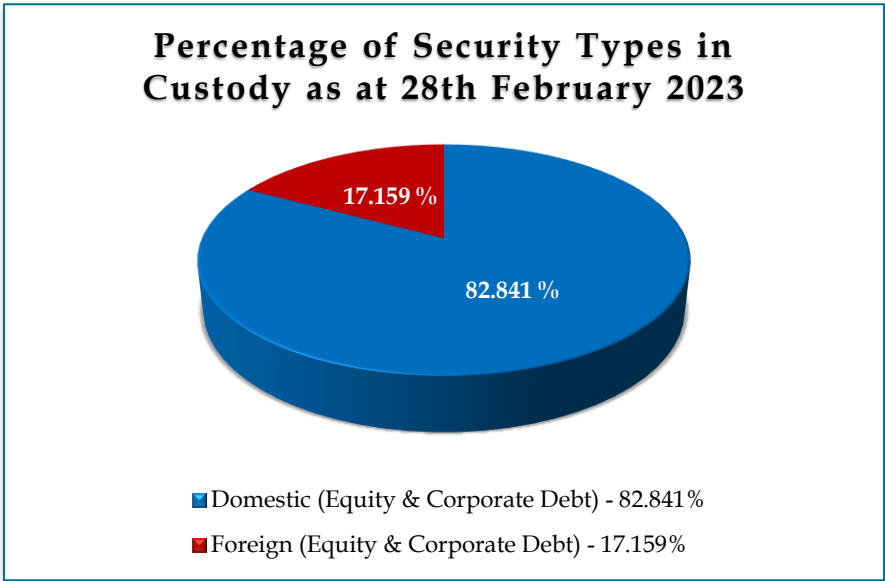


Holdings in CDS as of 28<sup>th</sup> February 2023

Holdings	Equity	Corporate Debt	Total
Domestic	134,547,368,247	2,766,971,273	137,314,339,520
Foreign	28,437,411,635	4,379,813	28,441,791,448

Market Value	Equity	Corporate Debt	Total
Domestic	2,823,915,516,876.25	270,699,227,080.56	3,094,614,743,956.81
Foreign	1,002,041,264,689.15	454,705,150.55	1,002,495,969,839.70

	Quantity	Market Value (LKR)
Equity	162,984,779,882	3,825,956,781,565.40
Debentures	2,771,351,086	271,153,932,231.11



Corporate Actions and New Listings Completed in February 2023		
Debt IPOs	Sampath Bank PLC	SAMP.D0541
		SAMP.D0542
Amalgamation of Shares	LOLC Finance PLC amalgamation of shares with LOLC Development Finance PLC (NIFL)	LOFC.N0000
Rights Issues	Provisional allotment of rights shares	CHL.R0000
		CHL.R0001