

# CDS INFOLINE

January 2023



Central Depository Systems (Pvt) Limited

Convenient | Dedicated | Secure

## Central Depository Systems (Pvt) Ltd of Sri Lanka (CDS)

(A fully owned subsidiary of Colombo Stock  
Exchange)


Phone: +94 11 2 356 456

Fax: +94 11 2 440 396

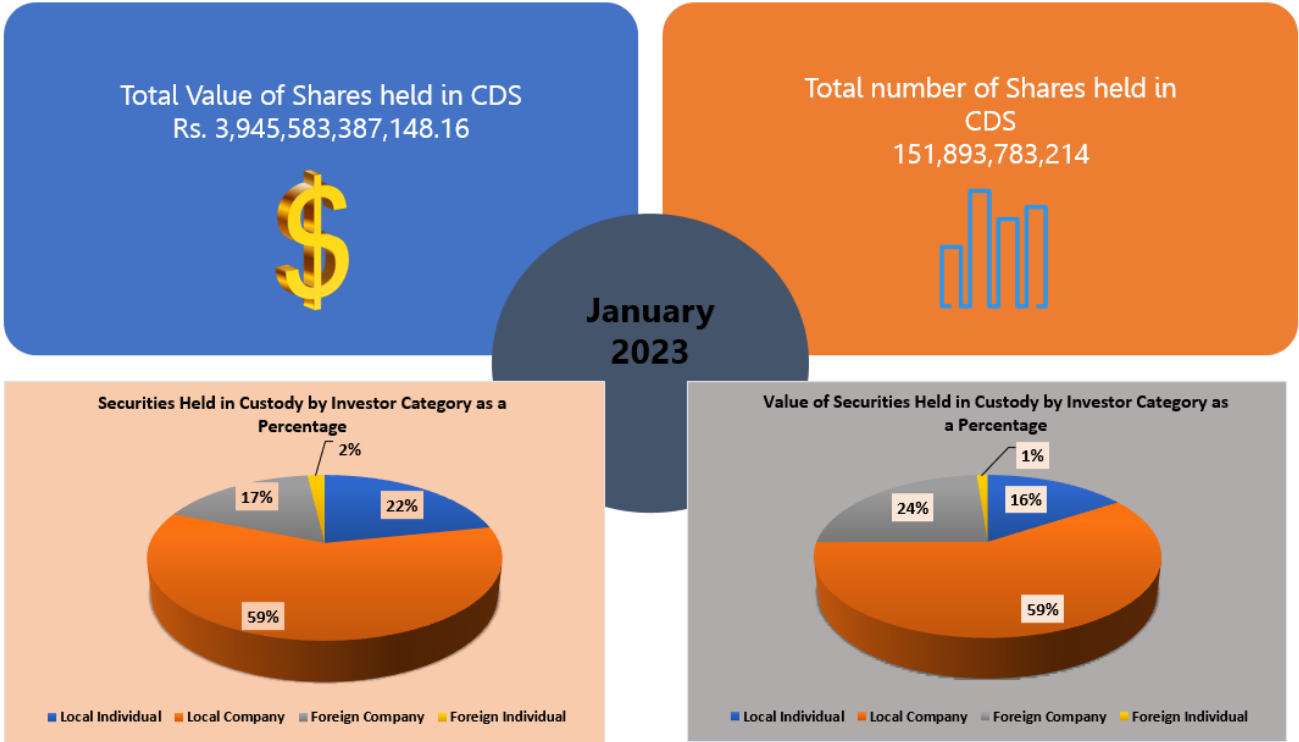
Email: [cdsinfo@cse.lk](mailto:cdsinfo@cse.lk)

Website: [www.cds.lk](http://www.cds.lk)

# Mobile App Activities



# Shares Held in CDS



Operational Activities

Major Operations	Jan-23	Dec-22	Nov-22	Oct-22	Sep-22	Aug-22	Jan-22
New Accounts (No.)	1,213	1,089	1,464	1,305	1,711	1,621	7,026
Deposits (No.)	*473	4,653	16,603	338	29,961	4,614	17,757
Withdrawals (No.)	0	0	0	0	0	0	0
Transfers (No.)	1,660	2,431	2,864	1,600	1,754	1,680	3,041
Trades (No.) - Equity	381,483	347,490	338,209	426,457	763,750	717,297	1,120,079
Trades (No.)-Closed End Funds	0	0	0	0	0	0	0
Market Days (No.)	20	20	21	19	22	22	19
Listed Companies (No.)	290	290	292	292	294	294	297
Participants (No.)	46	45	45	45	45	45	44

\*Deposits in January 2023 include 308 direct deposits made due to Subdivisions, Right Issues, Initial public Offers and Capitalization of Reserves.

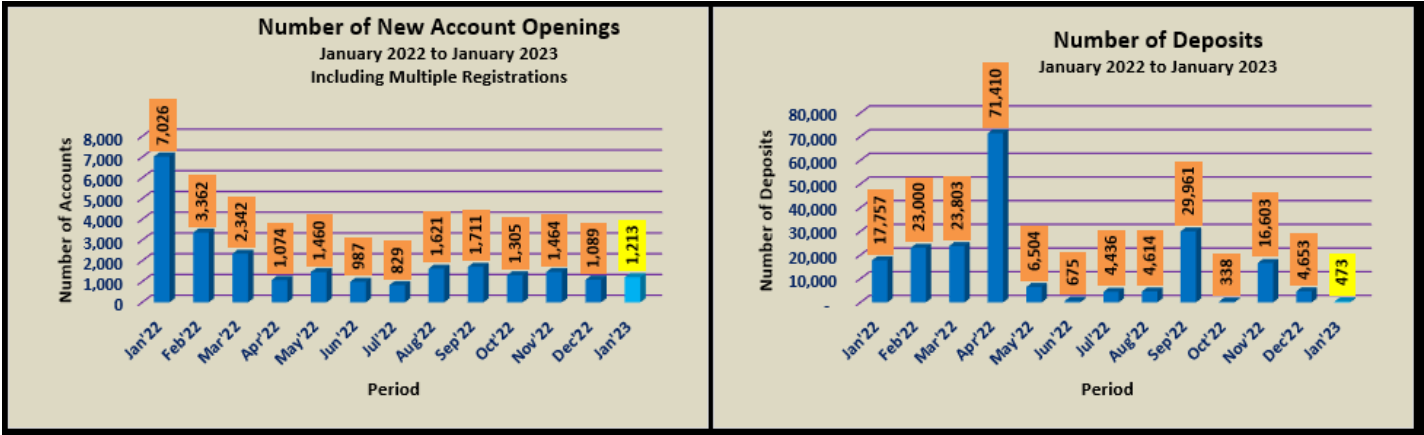
e-Services Enrollment	As of 31 <sup>st</sup> Jan 2023	January 2023	As of 31 <sup>st</sup> Dec 2022
SMS	63,517	870	62,647
e-Statements	100,713	897	99,816

Comparative analysis on monthly basis as a percentage (%) compared to previous month

	Jan 23	Dec 22	Nov 22	Oct 22	Sept 22
New Accounts (No.)	11.39	-25.61	12.18	-23.73	5.55
Deposits (No.)	-89.83	-71.97	4,812.13	-98.87	549.35
Trades (No.) - Equity	9.78	2.74	-20.69	-44.16	6.48

Annual Comparison

	CUMALATIVE	
	JAN	
	2023	2022
New Accounts (No.)	1,213	7,026
Deposits (No.)	473	17,757
Withdrawals (No.)	0	0
Transfers (No.)	1,660	3,041
Trades (No.) - Equity	381,483	1,120,079
Trades (No.)-Closed End Funds	0	0



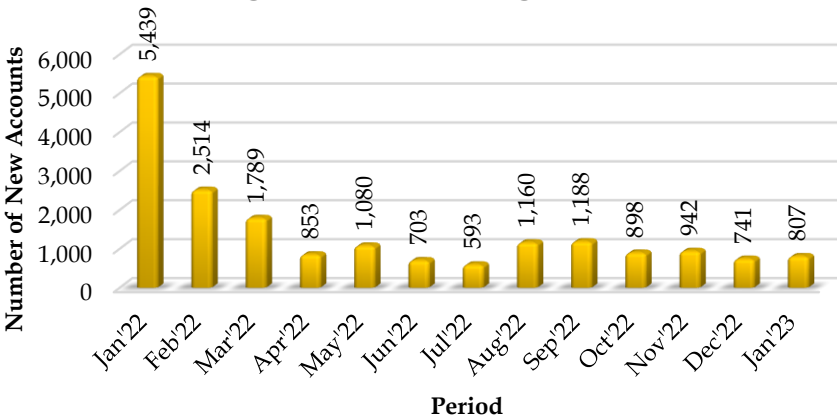
Number of CDS Accounts by Investor Category

	Jan-23	Dec-22	Nov-22	Oct-22	Sep-22	Aug-22	Jan-22
Local Individuals (No.)	670,570	669,790	669,080	668,193	667,318	666,164	657,914
Foreign Individuals (No.)	4,973	4,967	4,965	4,959	4,958	4,952	4,908
Local Companies (No.)	12,784	12,757	12,726	12,671	12,648	12,614	12,172
Foreign Companies (No.)	5,855	5,843	5,836	5,832	5,827	5,825	5,779
Total Excluding Multiple Registrations	694,182	693,357	692,607	691,655	690,751	689,555	680,773
Total De-Mat Accounts Including Multiple Registrations	915,538	914,325	913,236	911,772	910,467	908,756	897,081

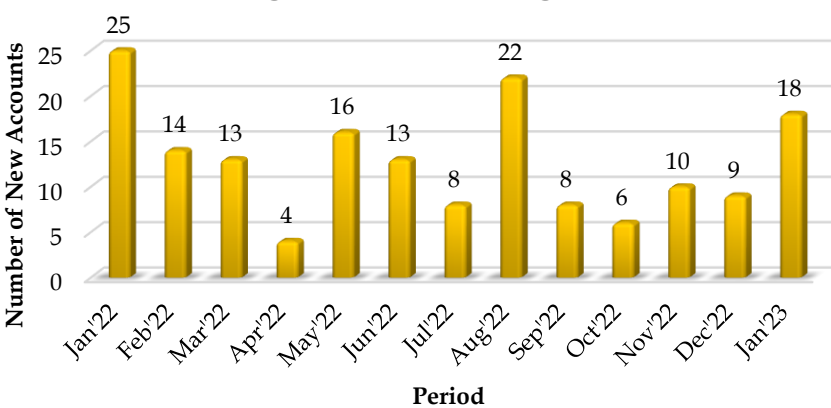
De-Mat Account Categories as a Percentage against Total Registrations Excluding Multiple Registrations (%)

	Jan-23	Dec-22	Nov-22	Oct-22	Sep-22	Aug-22	Jan-22
Local Individuals (No.)	96.60	96.60	96.60	96.61	96.61	96.61	96.64
Foreign Individuals (No.)	0.72	0.72	0.72	0.72	0.72	0.72	0.72
Local Companies (No.)	1.84	1.84	1.84	1.83	1.83	1.83	1.79
Foreign Companies (No.)	0.84	0.84	0.84	0.84	0.84	0.84	0.85
Total Excluding Multiple Registrations	100.00	100.00	100.00	100.00	100.00	100.00	100.00

Number of New Accounts - Local  
January 2022 to January 2023  
Excluding Multiple Registrations



Number of New Accounts - Foreign  
January 2022 to January 2023  
Excluding Multiple Registrations



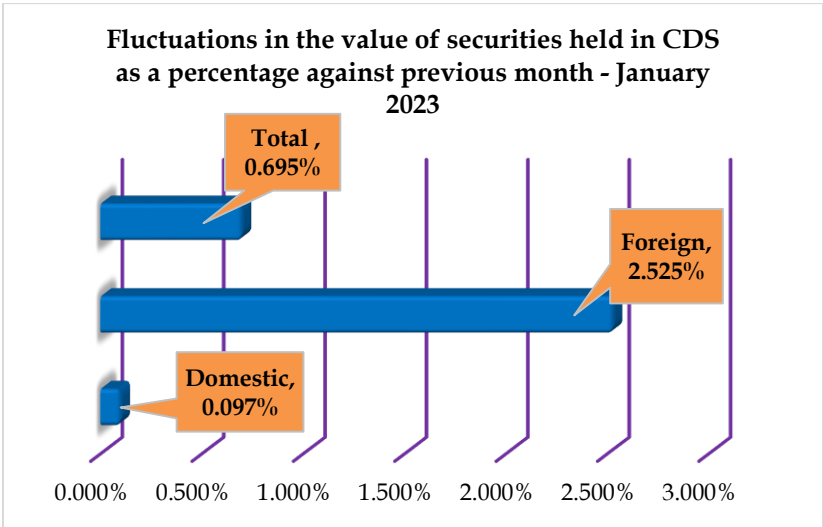
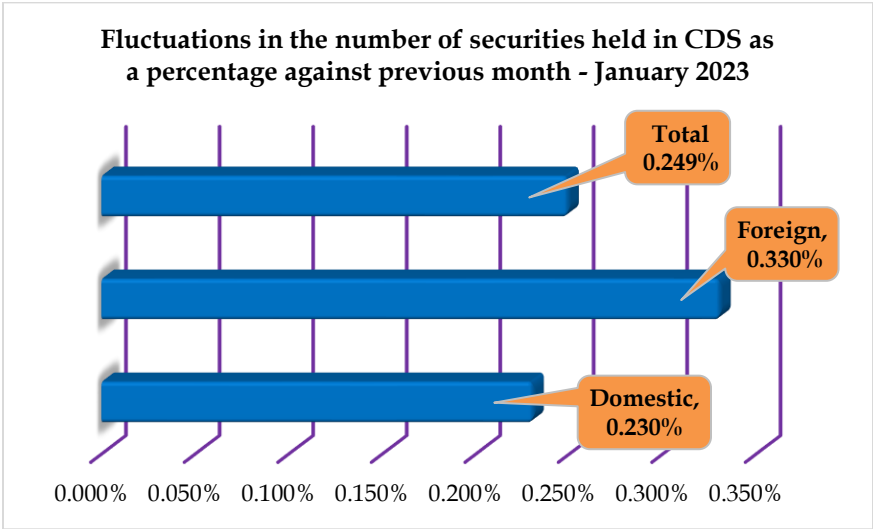
Value & Quantity of the Securities held in the CDS

Securities Held in Custody (Nos.)	Jan-23	Dec-22	Nov-22	Oct-22	Jan-22
Domestic	123,479,249,550	123,195,465,767	123,199,895,960	122,760,011,614	110,548,708,868
Foreign	28,414,533,664	28,320,981,952	28,227,751,233	28,101,659,477	26,662,409,402
Total	151,893,783,214	151,516,447,719	151,427,647,193	150,861,671,091	137,211,118,270

Comparative Analysis on Fluctuations (Change)	Jan-23	Dec-22	Nov-22
Domestic	0.230%	-0.004%	0.358%
Foreign	0.330%	0.330%	0.449%
Total	0.249%	Dec-22	Nov-22

Securities Held in Custody (Rs.)	Jan-23	Dec-22	Nov-22	Oct-22	Jan-22
Domestic	2,956,272,053,084	2,953,404,407,503	2,989,087,903,333	2,955,568,546,017	4,472,312,293,581
Foreign	989,311,334,064	964,941,764,676	966,999,973,431	889,492,657,679	1,355,578,346,966
Total	3,945,583,387,148	3,918,346,172,179	3,956,087,876,763	3,845,061,203,697	5,827,890,640,547

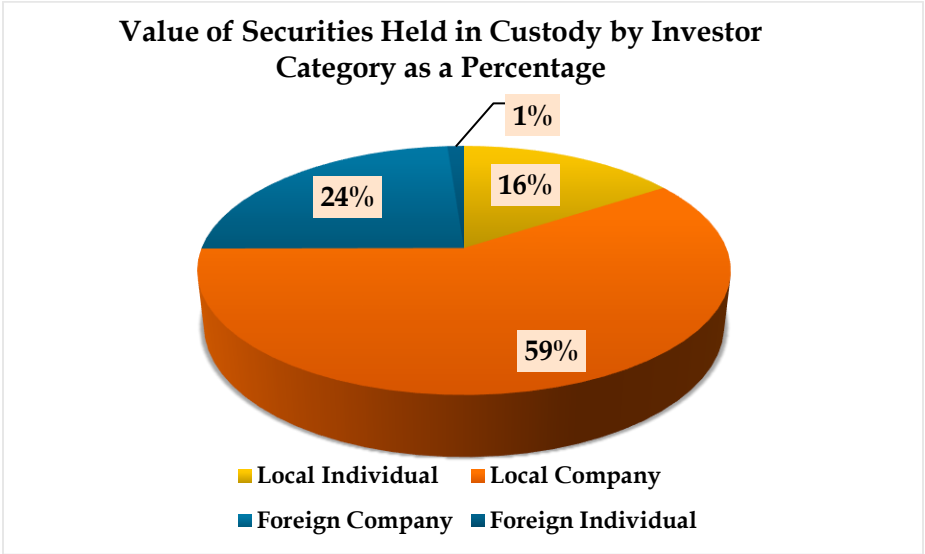
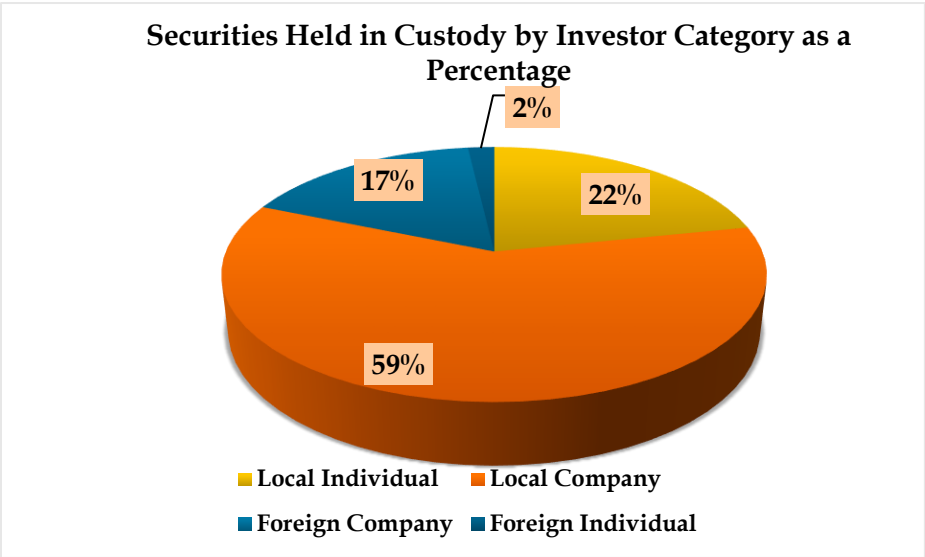
Comparative Analysis on Fluctuations (Change)	Jan-23	Dec-22	Nov-22
Domestic	0.097%	-1.194%	1.134%
Foreign	2.525%	-0.213%	8.714%
Total	0.695%	-0.954%	2.888%



Value & Quantity of the Securities held in the CDS by Investor Category  
January 2023

Investor Category	Equity Holding	Corporate Debt Holding	Total Holding
Local Individual	32,812,578,117	242,272,467	33,054,850,584
Local Company	87,999,424,060	2,424,974,906	90,424,398,966
Foreign Company	25,595,980,813	124,000	25,596,104,813
Foreign Individual	2,814,449,138	3,979,713	2,818,428,851
Total	149,222,432,128	2,671,351,086	151,893,783,214

Investor Category	Equity Value	Corporate Debt Value	Total Value
Local Individual	597,513,335,374.35	23,964,966,563.90	621,478,301,938.25
Local Company	2,098,031,880,628.95	236,761,870,516.66	2,334,793,751,145.61
Foreign Company	942,101,300,071.45	12,400,000.00	942,113,700,071.45
Foreign Individual	46,782,938,842.30	414,695,150.55	47,197,633,992.85
Total	3,684,429,454,917.05	261,153,932,231.11	3,945,583,387,148.16



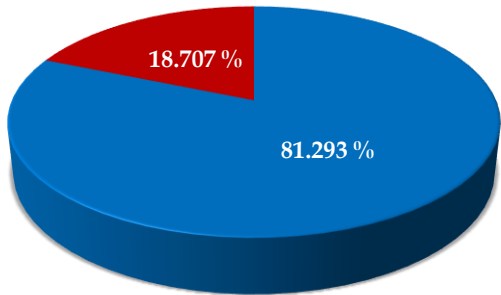
Holdings in CDS as of 31<sup>st</sup> January 2023

Holdings	Equity	Corporate Debt	Total
Domestic	120,812,002,177	2,667,247,373	123,479,249,550
Foreign	28,410,429,951	4,103,713	28,414,533,664

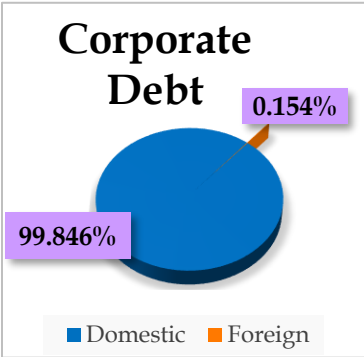
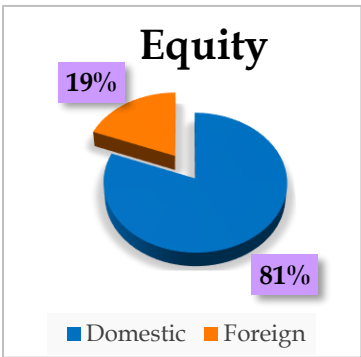
Market Value	Equity	Corporate Debt	Total
Domestic	2,695,545,216,003.30	260,726,837,080.56	2,956,272,053,083.86
Foreign	988,884,238,913.75	427,095,150.55	989,311,334,064.30

	Quantity	Market Value (LKR)
Equity	149,222,432,128	3,684,429,454,917.05
Debentures	2,671,351,086	261,153,932,231.11

Percentage of Security Types in Custody as at 31st January 2023



- Domestic (Equity & Corporate Debt) - 81.293%
- Foreign (Equity & Corporate Debt) - 18.707%



Corporate Actions and New Listings Completed in January 2023		
Rights Issues	Balangoda Plantations PLC – Final Upload	BALA.N0000
	Jetwing Symphony PLC – Final Upload	JETS.N0000